

# PCMflash module 7

Ford/Land Rover DCU10x/20x/SID208/209/211

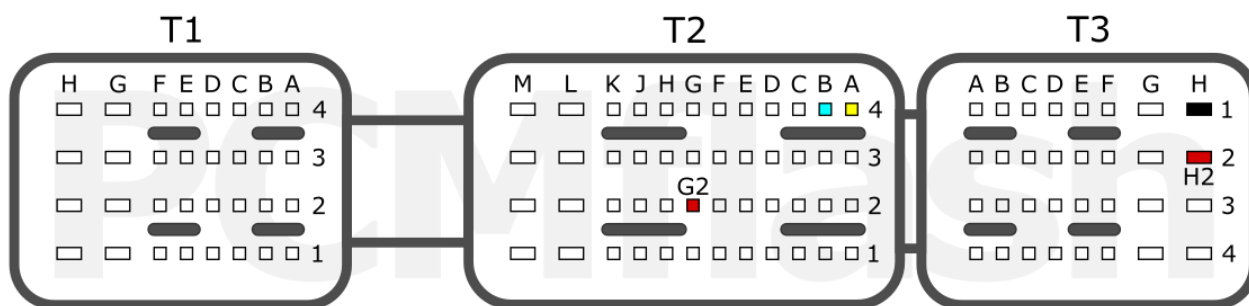
## Contents/Оглавление

Contents/Оглавление.....	2
FORD DCU10x/20x .....	3
FORD SID208 .....	4
FORD SID209 .....	5
FORD SID211 .....	6

# PCMflash

Engine Control Unit

## DCU10x/20x



<b>+12V</b>	T3: H2; T2: G2	<b>CAN-L</b>	T2: B4
<b>GND</b>	T3: H1	<b>CAN-H</b>	T2: A4

FORD

pcmflash.ru

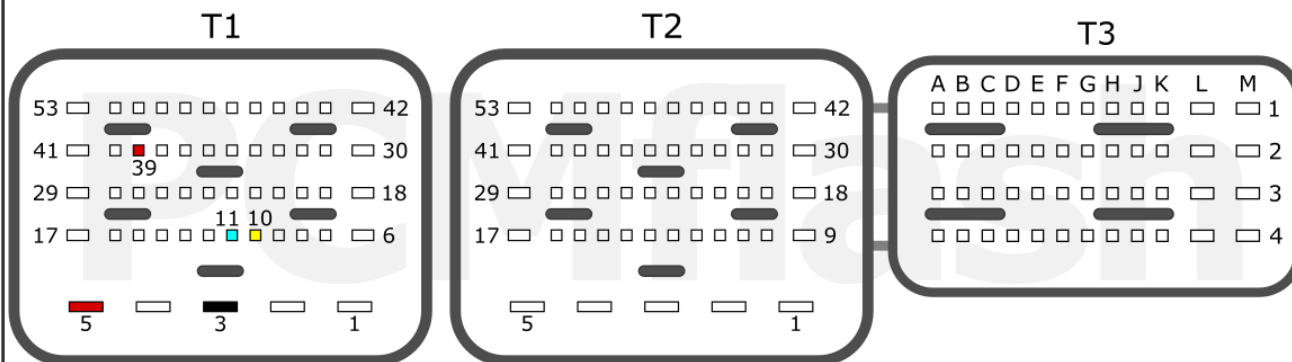
v.1

2023-09-30

# PCMflash

Engine Control Unit

## SID208



<b>+12V</b>	T1: 5, 39	<b>CAN-L</b>	T1: 11
<b>GND</b>	T1: 3	<b>CAN-H</b>	T1: 10

FORD

pcmflash.ru

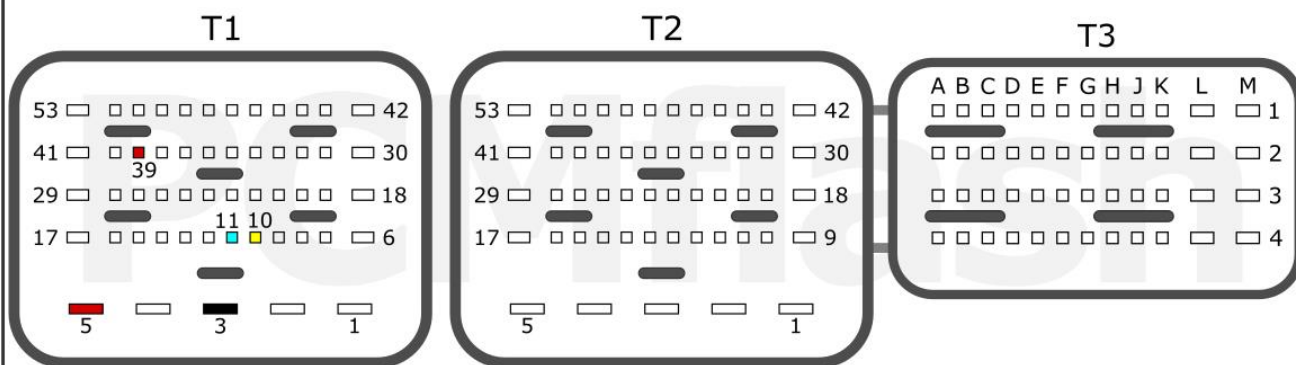
v.1

2023-09-30


# PCMflash

Engine Control Unit

## SID209



<b>+12V</b>	T1: 5, 39	<b>CAN-L</b>	T1: 11
<b>GND</b>	T1: 3	<b>CAN-H</b>	T1: 10



Switching to BSL mode required to Unlock ECU. Solder resistors as shown above /  
 Для разблокировки ЭБУ переведите его в BSL режим как указано выше.

FORD

pcmflash.ru

v.1


2023-05-14

# PCMflash

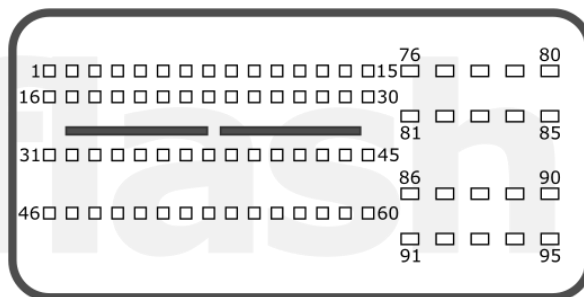
Engine Control Unit

## SID211

T1



T2



<b>+12V</b>	T1: 58, 103	<b>CAN-L</b>	T1: 61
<b>GND</b>	T1: 97	<b>CAN-H</b>	T1: 60

FORD

pcmflash.ru

v.1

2023-09-30