

PCMflash module 90

China DCM6.2AP/DCM7.1AP/DCM7.24

Contents/Оглавление

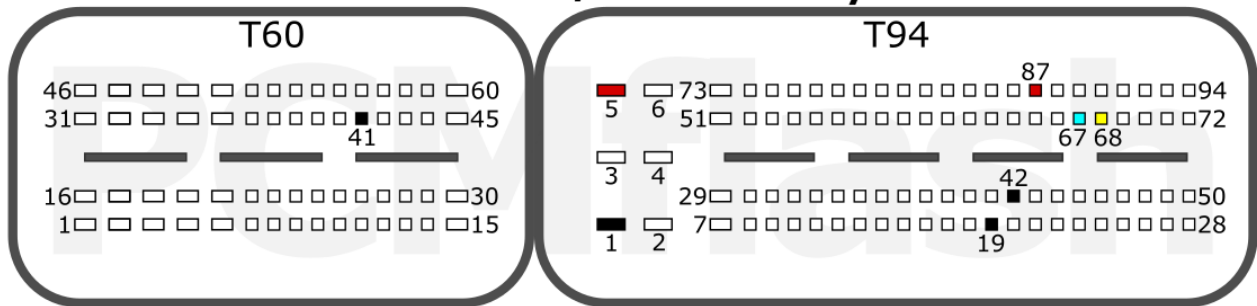
Contents/Оглавление.....	2
DELPHI DCM6.2AP.....	3
DELPHI DCM7.1AP.....	4
DELPHI DCM7.24 (JCB).....	6
DELPHI DCM7.24 (VANCHE).....	7

PCMflash

Engine Control Unit

DELPHI DCM 6.2AP

Bench/Recovery



+12V	T94: 5, 87	CAN-L	T94: 67
GND	T60: 41; T94: 1, 19, 42	CAN-H	T94: 68

ALL

pcmflash.ru

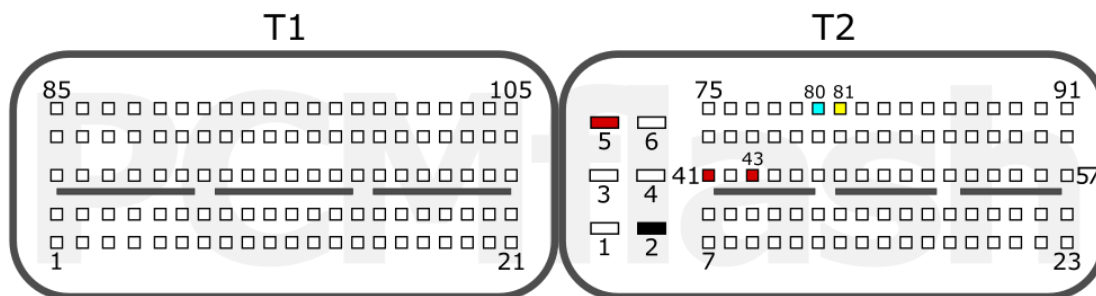
v.1

2024-06-12

PCMflash

Engine Control Unit

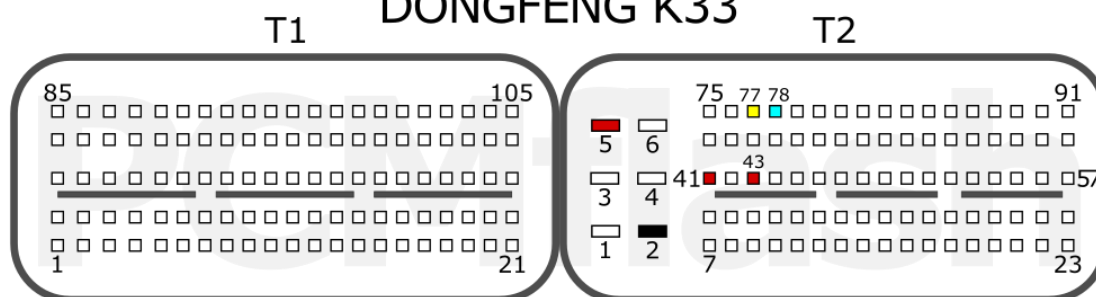
DELPHI DCM7.1AP



+12V	T2: 5, 41, 43	CAN-L	T2: 80
GND	T2: 2	CAN-H	T2: 81

Boot/Recovery/Восстановление - see the next page/смотри следующую страницу

DONGFENG K33



+12V	T2: 5, 41, 43	CAN-L	T2: 78
GND	T2: 2	CAN-H	T2: 77

Boot/Recovery/Восстановление - see the next page/смотри следующую страницу

ALL

PCMflash

Engine Control Unit

DELPHI DCM7.1AP

Boot/Recovery/Восстановление



Connect to ground using 1 kOhm resistor or use BOOT wire/
Подключить к массе через резистор 1 кОм или использовать провод BOOT

ALL

pcmflash.ru

v.2

2024-10-03

PCMflash

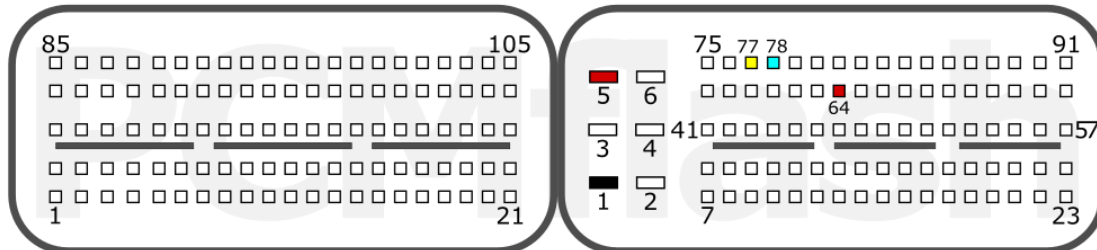
Engine Control Unit

DELPHI DCM7.24

Normal mode/Нормальный режим

T1

T2

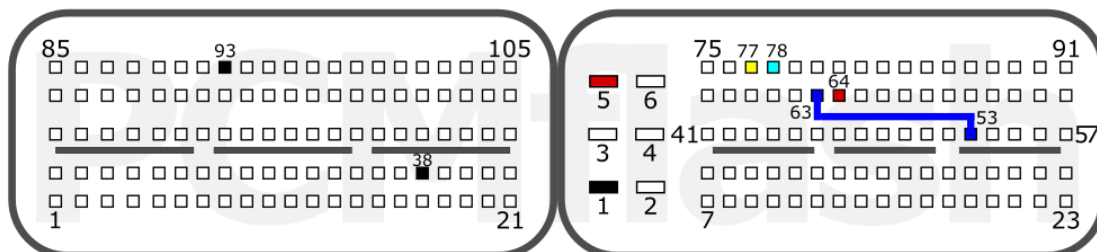


+12V	T2: 5, 64	CAN-L	T2: 78
GND	T2: 1	CAN-H	T2: 77

Recovery/Восстановление

T1

T2



+12V	T2: 5, 64	CAN-L	T2: 78
GND	T1: 38, 93; T2: 1	CAN-H	T2: 77

* Short T2:53 and T2:63 together/Соедините между собой T2:53 и T2:63

JCB

pcmflash.ru

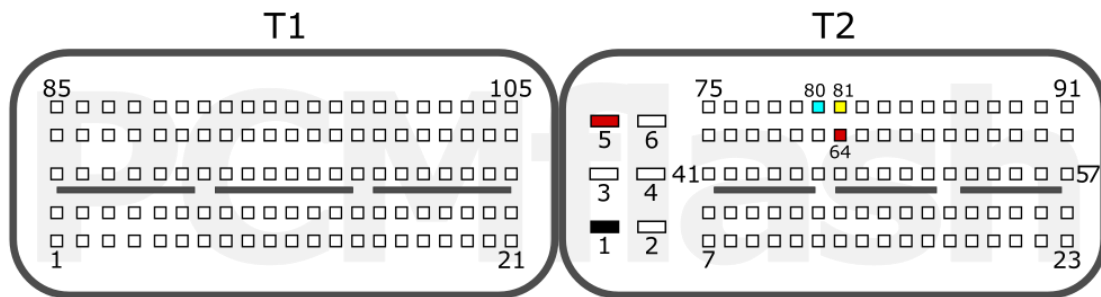
v.1

2024-06-12

PCMflash

Engine Control Unit

DELPHI DCM7.24



+12V	T2: 5, 64	CAN-L	T2: 80
GND	T2: 1	CAN-H	T2: 81

VANCHE

pcmflash.ru

v.1

2024-10-15