

PCMflash module 93

India Delphi DCM2.7AP/DCM7.1AP

Contents/Оглавление

Contents/Оглавление.....	2
DELPHI DCM2.7AP.....	3
DELPHI DCM7.1AP ALL.....	4

PCMflash


Engine Control Unit

DELPHI DCM2.7AP

Normal/Обычный

T1

T2

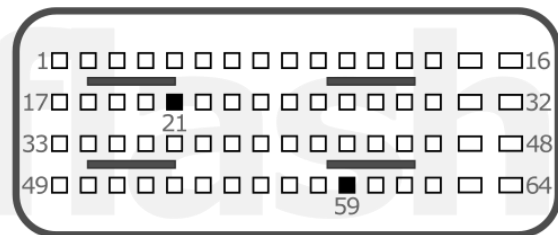
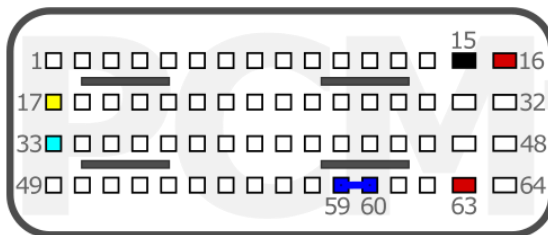


+12V	T1: 16, 63	CAN-L	T1: 33
GND	T1: 15	CAN-H	T1: 17

Bench/Recovery/Восстановление

T1

T2



+12V	T1: 16, 63	CAN-L	T1: 33
GND	T1: 15, T2: 21, 59	CAN-H	T1: 17

Short T1.59 and T1.60 together/Соедините между собой T1.59 и T1.60

MAHINDRA

pcmflash.ru

v.1


2023-11-25

PCMflash

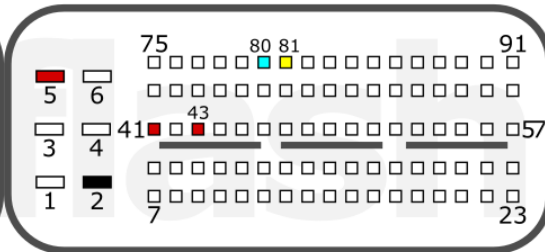
Engine Control Unit

DELPHI DCM7.1AP

T1



T2




+12V	T2: 5, 41, 43	CAN-L	T2: 80
GND	T2: 2	CAN-H	T2: 81

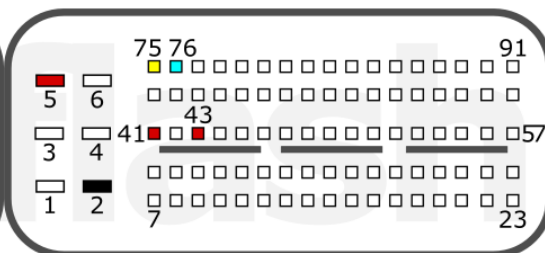
Boot/Recovery/Восстановление - see the next page/смотри следующую страницу

Ashok Leyland LCV

T1



T2



+12V	T2: 5, 41, 43	CAN-L	T2: 76
GND	T2: 2	CAN-H	T2: 75

Boot/Recovery/Восстановление - see the next page/смотри следующую страницу

ALL

PCMflash

Engine Control Unit

DELPHI DCM7.1AP

Boot/Recovery/Восстановление



Connect to ground using 1 kOhm resistor or use BOOT wire/
Подключить к массе через резистор 1 кОм или использовать провод BOOT

ALL

pcmflash.ru

v.3

2023-12-24